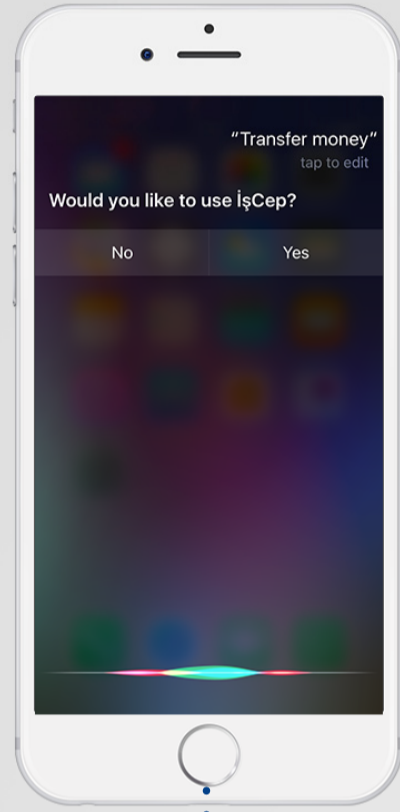


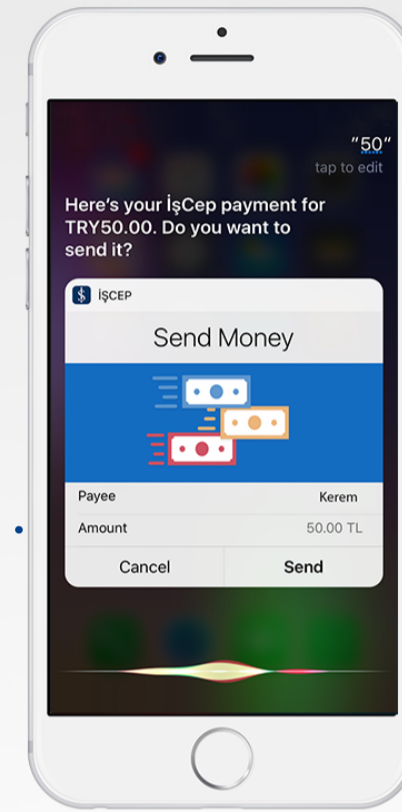
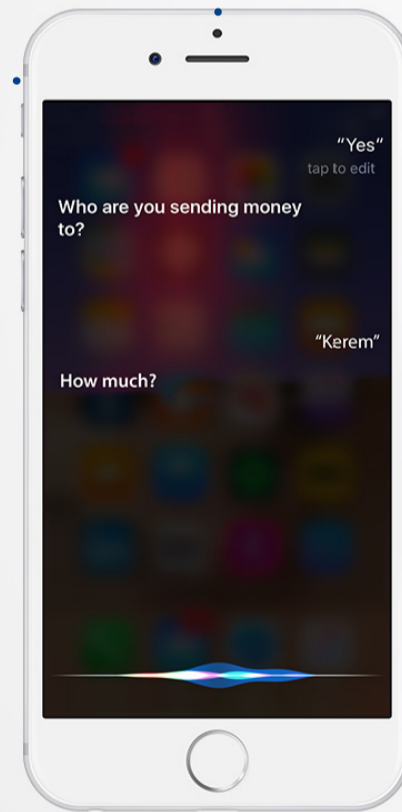
A First in Turkey! Money Transfer via İşCep with Siri!



1 Say Siri to “Transfer Money” and confirm it to use İşCep.

Answer the “Who are you sending money to?” question with the “Name of the receiver*” and “How much?” question with the “Amount you would like to send.”

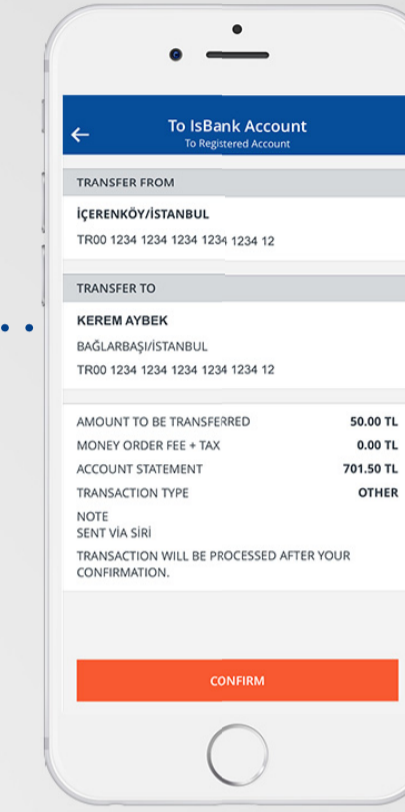
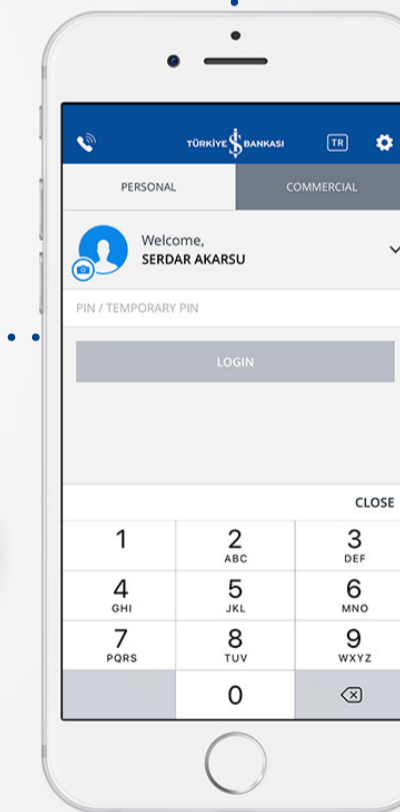
2



3 Select “Send” button on the “Send Money” box and select “Open İşCep” on the next screen.

Log in to İşCep with your pin.

4



5 Verify your money transfer information.

Download İşCep and get things done on the go!



When you indicate the “receiver” and the “amount” in your first command, the process will follow the steps 3-4-5. The layout shown here is an example. The screens might vary depending on your choices. If you use the “Money Transfer with Siri” feature for the first time you need to authorize İşCep. You can activate İşCep by the menu **Settings - Siri - App support**

- *The receiver should be one of you previously registered accounts.
- This feature can be used on devices having iOS 10 or above.
- Transaction limit is 500 TL.